



Service-Austausch O-Ringe-Dichtsatz Rotodivert + Euromix-F3/F4




01.




02.




03.



04.


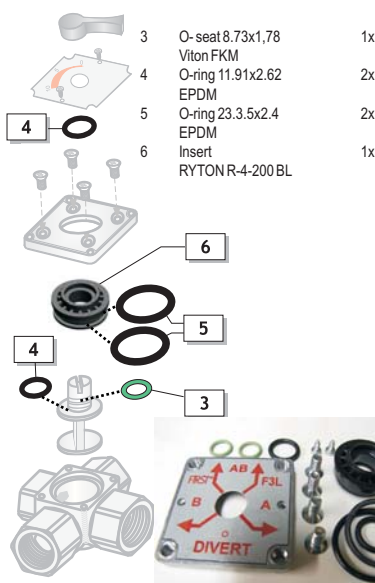


05.



06.

O-ring set (ord. code 50457)
(ROTOMIX F3, ROTOMIX F4, DIVERT,
ROTODIVERT)



07.



08.




09. REMOVE valve's insert and all




10. TAKE NEW O-RING SET



11.



12.



13.




14.



15.




16.



17.



18.




19. Grease O-rings with silicon



20.



21.



22.



23.



24.



25. Put together valve in another way



Rotodivert-F3L DN15 bis DN32 + Euromix-DN15-DN32 - F3/F4